



**TURKIC TRADE FAIR**  
ISTANBUL  
7-9 NOVEMBER 2024

**ROK  
EXPO**  
DANIŞMANLIK & FUARCILIK



BUSINESS WORLD OF TURKIC  
STATES ARE MEETING  
**AT TURKIC TRADE FAIR!**



## TURKIC TRADE FAIR

### WHAT IS TTF?

TTF, TURKIC STATES: is a trade fair and forum supported by governmental institutions of 8 countries aiming to develop trade, industry, investments, technology, and services among Azerbaijan, Kazakhstan, Kyrgyzstan, Turkey, Uzbekistan, Hungary, Turkmenistan, and the Turkish Republic of Northern Cyprus and to facilitate the marketing of such services to other regions of the world.

HUNGARY

KAZAKHSTAN

UZBEKISTAN

KIRGIZSTAN

AZERBAIJAN

TURKIYE

TURKMENISTAN

TRNC

**TTF'24** will be organized in Istanbul between 7-9th of November 2024 in Istanbul Exhibition Center with the organization of **ROK Uluslararası Danışmanlık A.S.**, with the support of **Ministry of Trade of T.R.**



# PROGRAM

## **NOVEMBER 7th 2024**

THURSDAY

Opening Ceremony  
Conferences  
Bilateral Meetings  
Franchising Meetings  
Expo Visits  
Gala Dinner

## **NOVEMBER 8th 2024**

FRIDAY

Conferences  
Bilateral Meetings  
Franchising Meetings  
Expo Visits

## **NOVEMBER 9th 2024**

SATURDAY

Conferences  
Bilateral Meetings  
Franchising Meetings  
Expo Visits  
Agreements  
Closing Ceremony

# PURPOSE

**The purpose is: To create synergy by gathering businesspeople of Turkic States under one organization and to build commercial bridges with international partners.**

**To develop trade, industry, investments, technology, services, and other economic fields among the Turkic States.**

**To ensure the exchange of development experiences of the countries in various fields with other countries.**

**To exhibit the rich cultural heritage, entrepreneur sprits, and economic powers of Turkic States on a huge platform.**

**To conduct studies to facilitate trade and promote investment in the Turkic world. To enable businessmen to share their knowledge and experience with each other and to support each other's development.**

**To increase the production and trade of producers, retailers, wholesalers, importers, and exporters businessmen together.**

**To present new market opportunities to national SMEs, micro manufacturers, and entrepreneurs; to provide an opportunity to reach different markets by integrating with regional and global production chains.**

**To provide a possibility to discuss problems, solution proposals, and other up-to-date issues of business people with specialist speakers in detail via conferences to be held.**

**To enable companies to establish international partnerships and strategi partnerships through bilateral business meetings to be organized.**

**To create common brands of Turkic States.**

**To contribute to the expansion of brands abroad through franchising meetings to be organized.**





## TURKIC TRADE FAIR


# Why Turkic World?



**Area**

**4.823,5**

(Thousand KM<sup>2</sup>)



**Total GNP**

**1.537**

(Billion USD)



**Population**

**173.8**

(Million)



**Trade Volume**

**1.192,7**

(Billion USD)



Europe and Asia, where the greatest changes have been experienced in the last two centuries, are two important continents of the former world. Over three-fifths of the world's population lives on these continents, and one of the biggest people there is the Turks.

The cooperation of the Turkic states is a status required by history and geopolitical facts. The increase in commercial and economic potential comes to the fore as an important matter.

Along with each of these countries' various economic richness and strengths, they have different needs to be met mandatorily.

# Advantages Of Turkic World

**Close communication and relations Among States and peoples**



**+5% average annual economic growth**



**Strategic locations of the countries**



**Historical Loyalty, sharing of same language, religion and**



**Owning Significant Natural Sources**




# Sectors of Turkic World



ENERGY AND  
GREEN ENERGY




MINERAL  
INDUSTRY



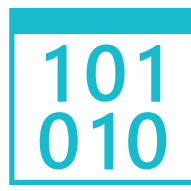
DEFENSE  
INDUSTRY



CONSTRUCTION  
SECTOR




TOURISM AND  
SERVICES



INFORMATION  
TECHNOLOGY



AUTOMOBILE




HOUSEHOLD  
APPLIANCES



TRANSPORT  
AND LOGISTICS



FINANCE



TEXTILE



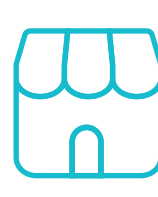
AGRICULTURE



ELECTRICAL  
EQUIPMENT



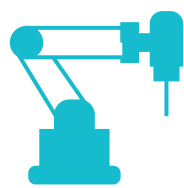
RETAIL



E-COMMERCE



FURNITURE



MACHINE  
MANUFACTURING



HEALTH CARE  
SERVICES



EDUCATION AND  
CONSULTATION



LAW AND  
MEDIATION

# Outstanding Features of Countries

Turkish States according to Order of Participation:



## A Z E R B A I J A N

Largest economy in the Caucasus with rapidly growing foreign investment capacity and development of energy, construction, tourism, logistics, and services sectors.



## K A Z A K H S T A N

Fast-growing economy with per capita income of over 10 thousand dollars with the most important natural resources of the Turkic world.



## K I R G I Z S T A N

A country of the Turkic world that became attractive for foreign investment to increase economic stability in parallel with both agriculture and gold mines.



## T U R K I Y E

Owing to its economy, geographical location, and geopolitical importance, it is the Turkic state as well as the 19th largest economy in the world with the largest population, providing advantages in trade, transportation, and energy sectors.



## U Z B E K I S T A N

By carrying out the most economic reforms of recent years; it is the Turkic state with a rapidly developing industry.



## H U N G A R Y

A member state of the EU with a mixed economy with investments in automotive, services, machinery, and technological investments.



## T U R K M E N I S T A N

Turkic state with significant geopolitical advantage having rich oil and gas sources that is at the beginning of economical reforms and foreign investments.



## T R N C

Turkish Republic of Northern Cyprus is open for investments having the greatest share on service, education and tourism sectors.





# AZERBAIJAN




GDP	78,6	Billion USD
GDP per Person	6.826,43	USD
Trade Turnover	56,1	Billion USD
Export	41,7	Billion USD
Import	14,4	Billion USD
Regional Trade Turnover	4,7	Billion USD
Annual Growth	4,6	%

## EXPORT IMPORT

Fuels, solid and fluid oils, vessels and boats, sugar and confectionery, fruits and nuts, etc.

Machinery, vehicles, iron-steel products, electrical and electronic tools, cereals, etc.





# KAZAKHSTAN

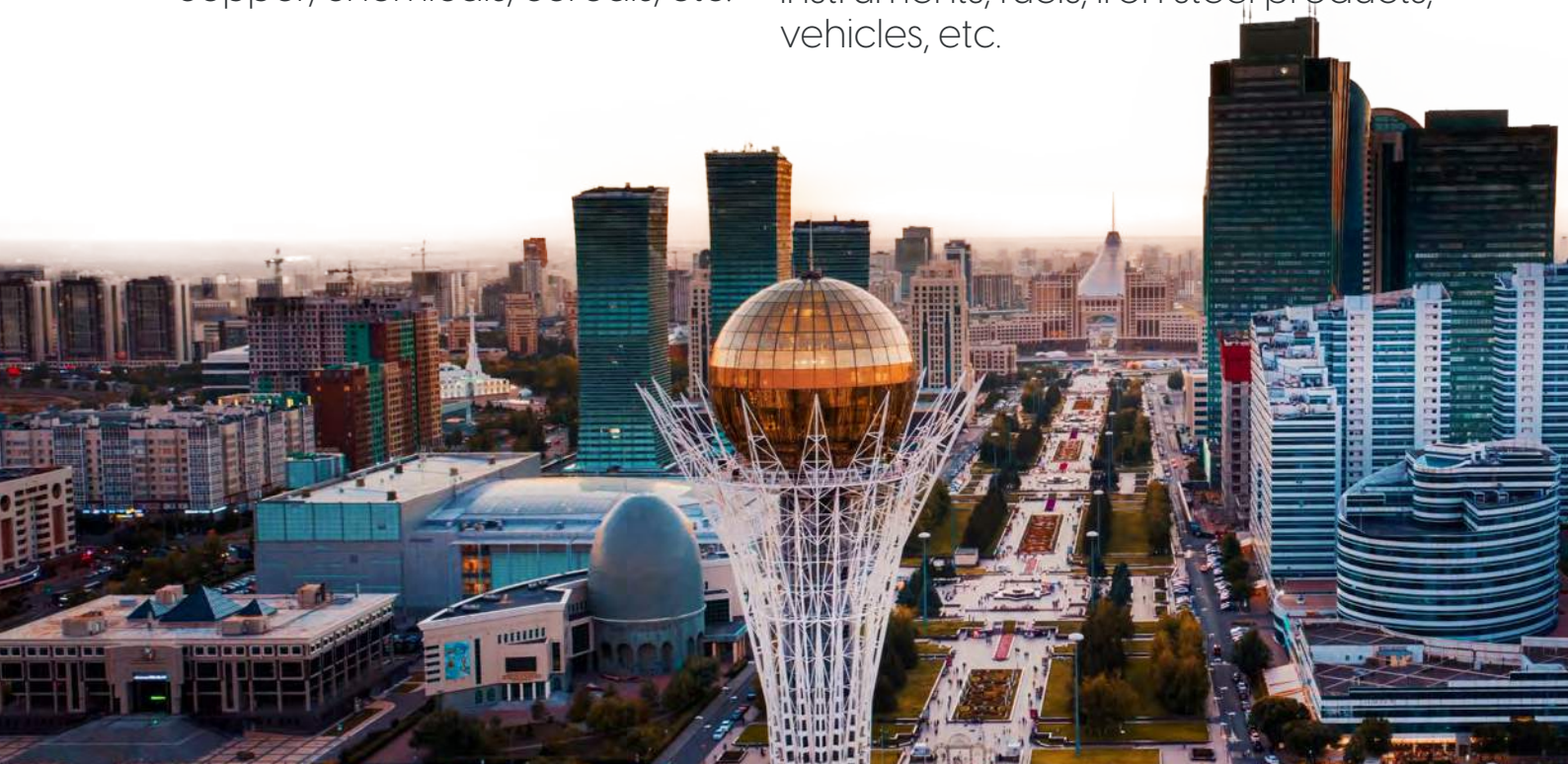


GDP	219,3	Billion USD
GDP per Person	11.439,51	USD
Trade Turnover	134,4	Billion USD
Export	84,4	Billion USD
Import	50,04	Billion USD
Regional Trade Turnover	12.4	Billion USD
Annual Growth	3,2	%

## EXPORT IMPORT

Fuels, steel and iron, scum and ash, copper, chemicals, cereals, etc.

Machinery, electrical and electronic instruments, fuels, iron steel products, vehicles, etc.





# KIRGIZSTAN



GDP	10,7	Billion USD
GDP per Person	3.843	USD
Trade Turnover	11.8	Billion USD
Export	2,2	Billion USD
Import	9,6	Billion USD
Regional Trade Turnover	3.5	Billion USD
Annual Growth	7	%

## EXPORT IMPORT

Pearls and valuable stones, fuels woven clothes, vegetable, milk products, fruits and nuts, etc.

Machinery, vehicles, iron-steel products, electrical and electronic tools, cereals, etc.





# TURKIYE



GDP	905,5	Billion USD
GDP per Person	10.618,29	USD
Trade Turnover	617,9	Billion USD
Export	254,2	Billion USD
Import	363,77	Billion USD
Regional Trade Turnover	18,3	Billion USD
Annual Growth	5,6	%

## EXPORT

Vehicles, machinery, iron steel products, knitted and woven clothes, electrical and electronic instruments, fuels, pearl and valuable stones.

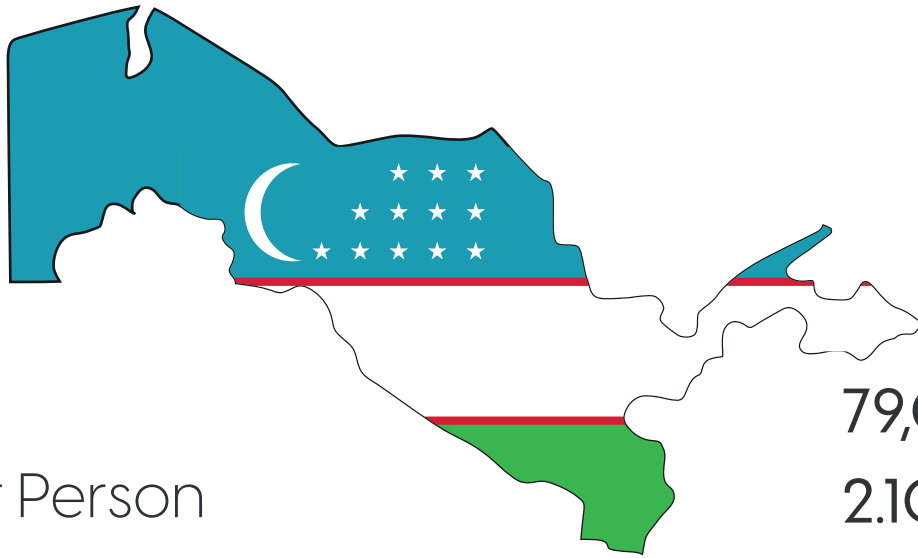
## IMPORT

Fuels, machinery, vehicles, Electrical and electronic tools, vehicles, iron steel products, etc.





# UZBEKISTAN




GDP	79,02	Billion USD
GDP per Person	2.100	USD
Trade Turnover	50	Billion USD
Export	30,7	Billion USD
Import	9,6	Billion USD
Regional Trade Turnover	11,1	Billion USD
Annual Growth	5,7	%

## EXPORT IMPORT

Gold, wholesale of pure cotton fiber, refined copper, petroleum gas and radioactive chemicals, machinery and equipment, dried fruits and vegetable.

Packed medicine ,engine vehicles; parts and accessories, refined petroleum, wheat, plastic, iron and steel, timber and cereals.



# HUNGARY



GDP	177,8	Billion USD
GDP per Person	17.301,22	USD
Trade Turnover	307	Billion USD
Export	106	Billion USD
Import	158	Billion USD
Regional Trade Turnover	3,9	Billion USD
Annual Growth	4,6	%

## EXPORT IMPORT

Machinery and transport equipment, electrical battery, telecommunication products and animal farming, chemicals, equipment, consumption goods, agricultural ready wear, textile, iron-steel and wine

Machinery and equipment, other products, fuels, electricity, plastics, medicine, iron and steel, etc.





# TURKMENISTAN



GDP	45,2	Billion USD
GDP per Person	12.499,95	USD
Trade Turnover	20	Billion USD
Export	12,7	Billion USD
Import	7,3	Billion USD
Regional Trade Turnover	3,7	Billion USD
Annual Growth	6,2	%

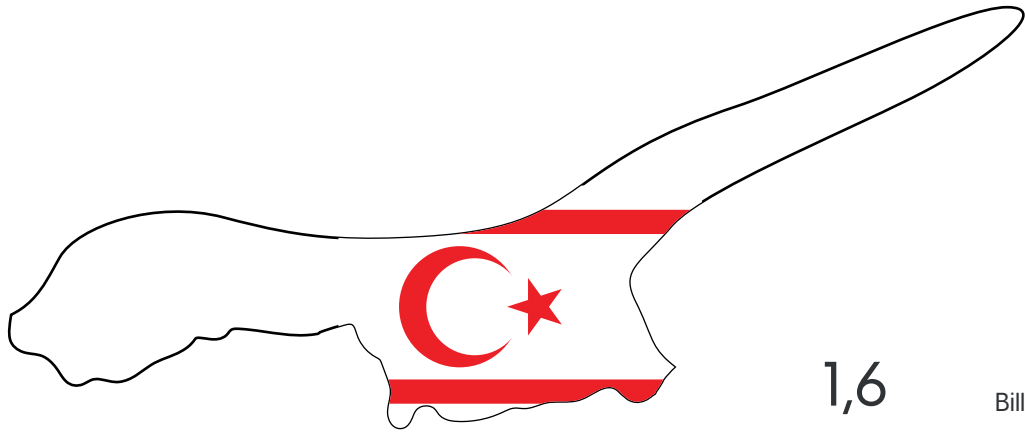
## EXPORT IMPORT

Petroleum and petroleum products, textile products, carpet and food products, chemical industry products.

Machinery, vehicles, iron-steel products  
Electrical and electronic tools, cereals, etc.



# T.R.N.C.



GDP	1,6	Billion USD
GDP per Person	14.636	USD
Trade Turnover	1,4	Billion USD
Export	0,107	Billion USD
Import	1,3	Billion USD
Annual Growth	4	%

## EXPORT IMPORT

Citrus fruits and milk products, citrus, raki, scrap, citrus fruit concentrates, chicken and potato.

Meat, fruit and processed agricultural products, machinery and equipment, energy and fuels, electricity, plastics, iron steel, etc.







# TURKIC TRADE FAIR

Organized by:

**ROK  
EXPO**

DANIŞMANLIK & FUARCILIK

[www.turkictradefair.com](http://www.turkictradefair.com)

+90 (501) 003 55 55

[info@turkictradefair.com](mailto:info@turkictradefair.com)

**f** **@** **in**

@turkictradefair

Halaskargazi Mah. Valikonağı Cad.

No:3 Kat:1 Şişli-İstanbul

